


Now eVerybody can build it...



Introducing **eVance**<sup>™</sup> SPECT  
Camera Building Blocks

# Performance

## Spatial

With a spatial resolution of 2.0mm and proprietary technology to subpixelize to 1.0mm resolution without compromising efficiency, eVance™ is taking SPECT to a new level.

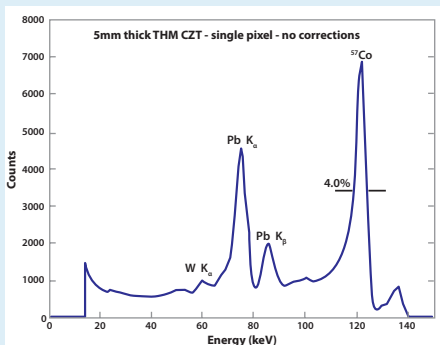
Use of CZT:

- Reduces patient dose
- Improves sensitivity and specificity
- Enables superior Multi-isotope SPECT

## Energy Resolution

The industry understands CZT offers superior performance over standard scintillator cameras. Kromek has taken this to another level. Our eV-CZT™ and ASIC technology are providing ground breaking energy resolution <4.5% FWHM at Tc-99 with excellent efficiency.

**eVance™ clearly out performs the traditional Scintillator cameras.**



Co57 Isotope measurement with Lead and Tungsten radiation shields

# The eVance™ Difference

The medical community is adopting CZT-based detectors, and Kromek is simplifying that adoption process with eVance™.

## Plug & Play Technolog

We have made it simple to demonstrate, evaluate and integrate eVance™ into your products.

Unlike other solutions, eVance™ is an all-in-one package:

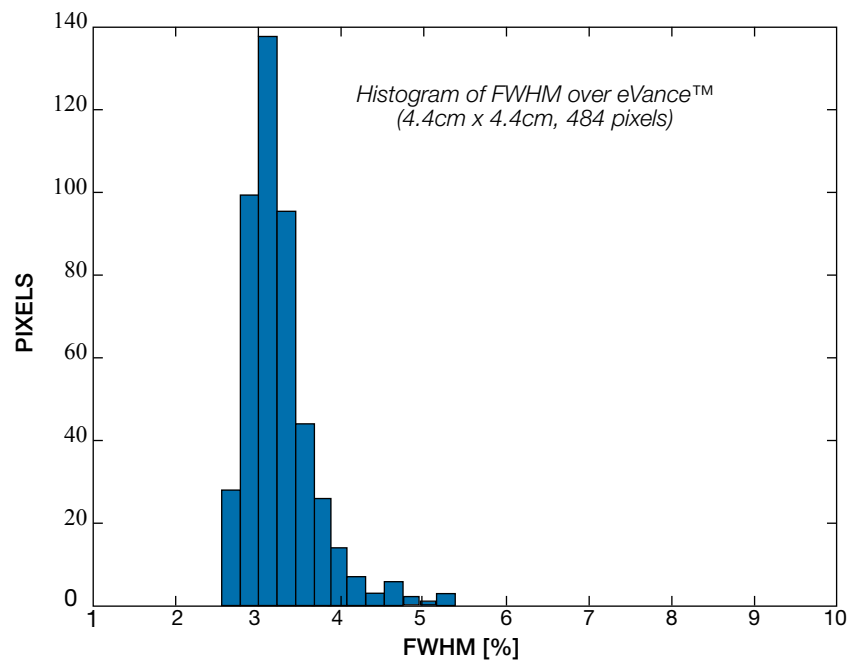
- CZT detectors
- Advanced ASICs
- Microelectronics and embedded code
- Packaged for scalability
- Supports all camera architecture



eVance™ - TI  
Thyroid Gamma Camera

## eV-CZT™ Uniformity

One of the most distinct advantages of our technology is accuracy. eV has fine-tuned its brand of CZT crystals, enabling the most accurate detection results available today.




The above histogram illustrates the pixel to pixel resolution uniformity of an eVance™ module.

# CZT Building Blocks to Camera Integration

eVance™ is a scalable solution for all SPECT applications including thyroid, breast, cardiac or general purpose nuclear imaging.

- eVance™ – TI: Small form factor for positioning closer to the thyroid
- eVance™ – BI: Able to see tumors near the chest wall for molecular breast imaging
- eVance™ – CI: Faster scanning and lower dose capabilities for cardiac imaging
- eVance™ – GP: Small, light weight package for general purpose SPECT

What sized camera do you need? eVance™ modules can be tiled into almost any size camera, so you can tailor this technology to your future SPECT cameras.



*eVance™ – TI camera head for Thyroid Imaging. (4x4 CZT Building Blocks.)*

# Over 10,000 eV-CZT™ detectors are sold annually into the medical community

Kromek is the trusted partner in image detector technology, and we will work closely with you to fit your imaging needs.

## About Kromek Group plc

For over 25 years, Kromek has been a pioneer and leading manufacturer of CZT detector technology worldwide. We serve many industries, including medical, homeland security and research. The entire Kromek team works to advance CZT technology, and we support your business from engineering through implementation. Kromek has made eV-CZT™ a high volume, commercially viable detector technology.

**Kromek USA**  
373 Saxonburg Blvd.  
Saxonburg, PA 16056  
T: (724) 352-5288  
E: sales@evproducts.com